

SBB 3.3 release

ready for testing Enviroment: KleSyTest, BKL Test

□

Contents

- [1 Status-Meeting responsive 27.08.](#)
- [2 Status-Meeting responsive 22.08.](#)
- [3 Status-Meeting responsive 20.08.](#)
- [4 Status-Meeting Responsive 19.08.](#)
- [5 Feedback from 05.08.-15.08.](#)
- [6 Funktionstest auf Test / finales Feedback 18.07.](#)
- [7 30.06. Returns and appointment booking](#)
- [8 24.06](#)
- [9 13.06.](#)
- [10 Notes](#)

Status-Meeting responsive 27.08.

Frontend Components Backend Components

1. Script for appointments
2. BKL-INT: EMA settings side bar: Personal data visible
3. Working hours cabins ** check with Rene

Status-Meeting responsive 22.08.

Frontend Components Backend Components

1. KleSy-INT: Klesy side should not have modification - right in ADM
2. KleSy-INT: cancelation and return
3. KleSy-test: Responsive Samsung Tab Active 3 INT no carts visible list and card view
4. KleSy-INT: Return responsive
5. KleSy-test: add to cart plus and minus speed
6. Team leader Esther rights --> waiting for feedback
7. OPEN Responsive Samsung Tab Active 5 slip

Status-Meeting responsive 20.08.

Frontend Components Backend Components

Zugseil Shop APP version 4.3.29
zugseil-order-overview 1.1.8

zugseil.ordersoverview.api - 6.1.23 - master
zugseil.businessparticipants.api - 6.3.5 - master

1. KleSy-test: In order detail and order overview the print order slip button/icon is missing.
2. KleSy-test: Order details: Position total is still not ok.
3. KleSy-test: Word: Product classifications
4. KleSy-INT: Word: BKL dashboard configured for tablet and mobile
5. KleSy-INT: Word: Team order - added sizes cannot be changed (SP configuration)

Status-Meeting Responsive 19.08.

Frontend Components

zugseil.products.administration Version
6.0.73 Master
 Zugseil Shop APP **4.3.27** Master
 zugseil-order-overview 1.1.6 Master


Backend Components

EBusinessCacheService => 7.3.12 master
 *NOTE: Delete products cache file before installing.
 rm /var/bop/EBusinessCache/Assortment/Products_*
 zugseil.ordersoverview.api - 6.1.21 - master
 bop.clearanceprocess.agent - 7.7.38 - master
 Tenant Updater - v6.003.061 - master
 DB update

1. There are image place holder which do not displays an image.
2. Extend orders overview filter by product name, number and product variant
3. opening order details takes too long; separate methods for positions, histories and approvals

Feedback from 05.08.-15.08.

No.	Date	Application name	Flaw	Status	Comment
-----	------	---------------------	------	--------	---------

1	08.08. Shop	<p>After manual point run, the account balance is wrong: In the overview and also in details the user should have an account balance (1) of 890 points, but it's shown with the old saldo of 565 pts. Also the increasing on the account (2) would be wrong, cause it is 325.</p>		<p>Rene will check with Alex MPR, waiting for feedback</p>
---	-------------	---	--	--

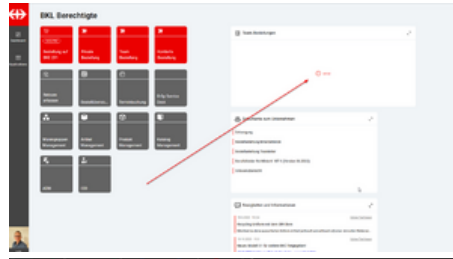
Funktionstest auf Test / finales Feedback 18.07.

No.	Application name	Flaw	Status	Comment
1	Shop - Team order (EMA)	Added sizes cannot be changed	done	Shopping purpose right dependant: Selecting a non-default variant is enabled
2	Shop - Team order (EMA)	Product was fragmented, since SBB does not need it, it should be SP right dependant	done	It will not be right dependant but the logic is that if qty>1 AND there is at least one "option per position" enabled in SP, then the fragment icon (as well as "... " icon for options) will be displayed. The same logic applies to products with or without variants

3 Team order widget

User Joël Hagmann (U243259) has an error on team order widget

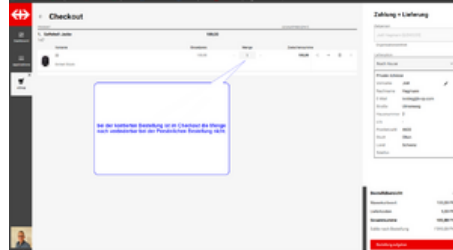
done



4 Personal order -EMA

On the checkout quantity cannot change

done

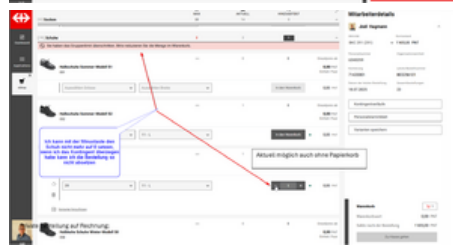


as explained in the meeting, in EMA quantity in the checkout cannot be changed because of the quantity limits

5 Personal order -EMA

Quantity stepper cannot return to 0, only on the delete icon

done

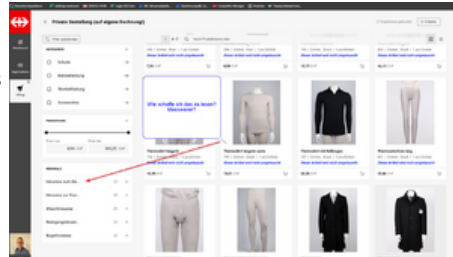


when reducing quantities from N to 1, if going below 1, the button will be returned to state "Add to cart" and the item will be removed from cart

6 Private order

Characteristics not readable, expend the text + mouseover

done

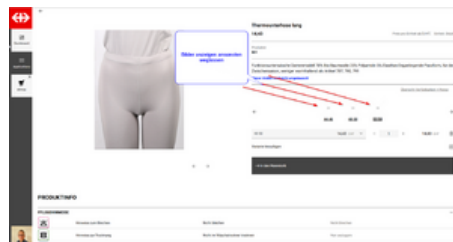


30.07. There are image place holder which do not displays an image. That does not make sense. If there is at least a default image for the product but no dimension- or variant specific image, the default image must be displayed in all image placeholders.

added to task 814

7

done

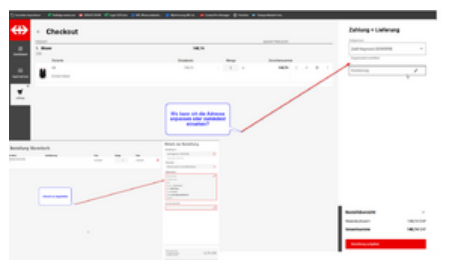


8 Shop

Where is the delivery option

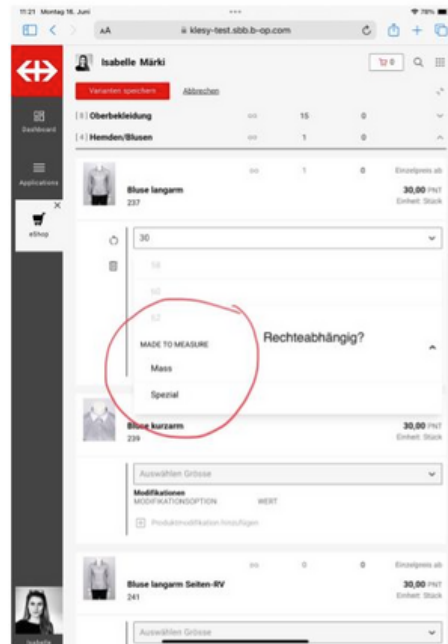
done

Delivery option was deleted from SP



9 EMA

Made to measure variants

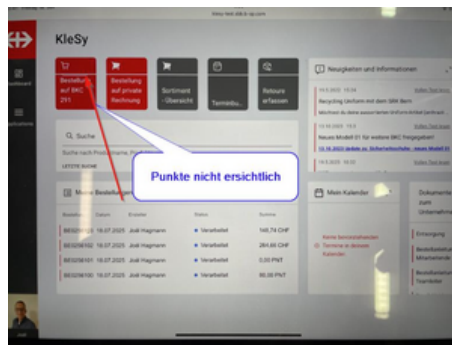


done

ADM right dependant: Can order 'Made-to-measure' products

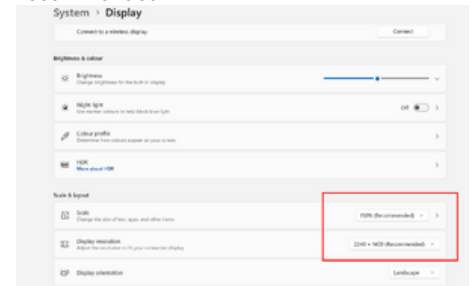
11 Activity entitlement widget

Points are not displayed in the entitlement widget
Tested on yoga lenovo laptop



done

testable installation components added to task 800 FAILED: lenovo yoga 150 recommended



12 EMA

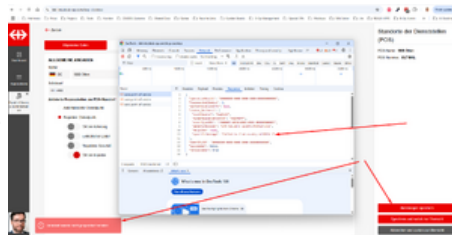
Title moves up when scroll (tablet)

done

design agreed, because of the space, desktop works the same

13 Point of service administration

30.07. It is still not possible to save a service point as long Austrian country is not enabled for the digital. Austrian country should not be mandatory to save a POS



done

14 Point of service administration

30.07. If I add workplaces to a service point of type fitting location, then it is not possible to scroll the page on tab opening hours.



done

The case happened only via remote session to the office pc. Because FE cannot calculate the screen size correctly.

30.07.

1. Once a closing time is added it cannot be changed afterwards.

Imagine the user forgot to add a translation.

The closing time must be deleted and created new.

2. Same for the appointment types. Once it is created, it cannot be changed anymore. You don't know which color code was used and if you forgot to add translation you cannot change it. Deleting an appointment type would have a massive impact of the calendar view and made appointments. So deletion of a type is a no go as long appointments made in the calendar.

In both cases we need the possibility of an edit functionality. The color code and color of an added appointment types must be visible.

15 Point of service administration



done

30.06. Returns and appointment booking

Frontend Components

Backend Components

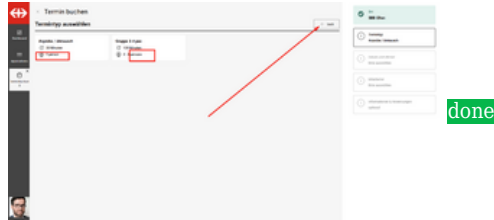
FE Appointments manager MR 1.3.62

Order-overview-app 1.1.0 MR

Zugseil>Returns-Management MR 2.0.33

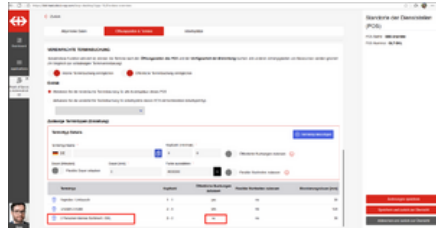
No.	Application name	Flaw	Status	Comment
-----	------------------	------	--------	---------

- 1 Appointment manager Translations missing on DE, EN, IT



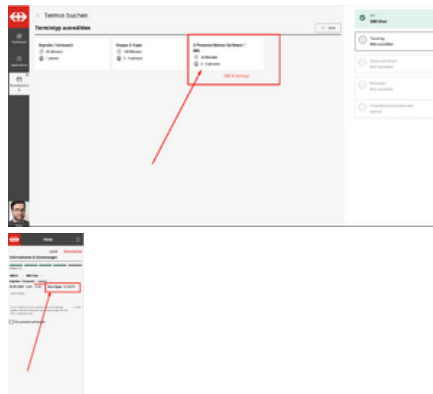
done

- 2 Appointment manager Internal types made in BKL should not be visible in KleSy, it is only visible to BKL employees



done

- 3 Appointment manager Mobile view: When there is 1 person appointment, in the last screen user's name is displayed, but when there is group appointment it is not, names should be visible in the last screen.



done

- 4 Appointment manager Uploaded documents should be displayed in the screen where appointment is successfully booked



done

- 5 Appointment manager Uploaded document should be displayed in the calendar as well: day and week view



done

- 6 Appointment manager Default country in system settings is Switzerland, here for every user Germany is preselected, it should be Switzerland.



done

- 7 Appointment manager Display employees business default Email and business default phone number and employees activity like for the manually added user



done

- 8 Appointment manager Radio button "Show only available slots" should be switched on by default



done

- 9 Appointment manager In the info tooltip in the day view and week view, days and month are not translated. DE, FR, IT



done

10 Appointment manager
Tablet view: Team appointment(teamleader right) - Instead of customer column, should be employee for whom appointment is booked (second image figma)

done

11 Appointment manager
Static search bar instead of dynamic on employee step

done

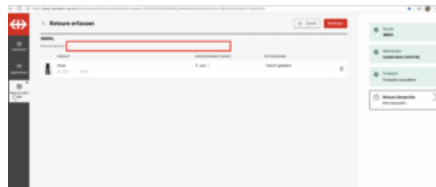
12 Return manager
From order overview when click on return user should be redirected directly to the "Return over order" tab, in order that user can return regular orders.

done

13 Return manager
Return employee step on small desktop (yoga lenovo) table is not really readable, if possible break points like for tablet

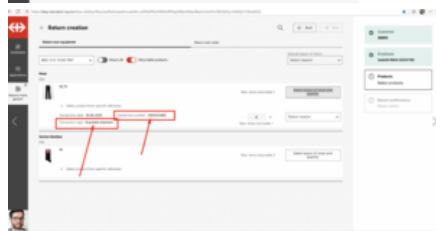
done

14 Return manager
In the confirmation screen return address is not displayed, should be suppliers address displayed



done

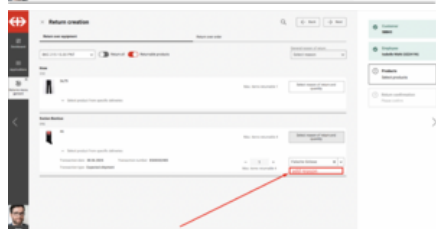
15 Return manager
For transaction type and transaction number shipment and shipment number should be displayed, instead of expected shipment



done

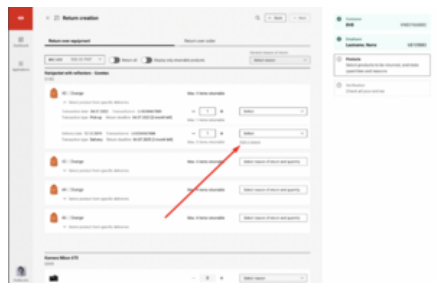
Note: we cannot put as a transaction type something that is not (shipment), this would collide with other processes which use "transaction type". But we can put ShipmentNumber_ (ExpectedShipment)

16 Return manager
"Add reason" is missing on the return over entitlement, when return quantity is more then 1, in order to assign different return reasons



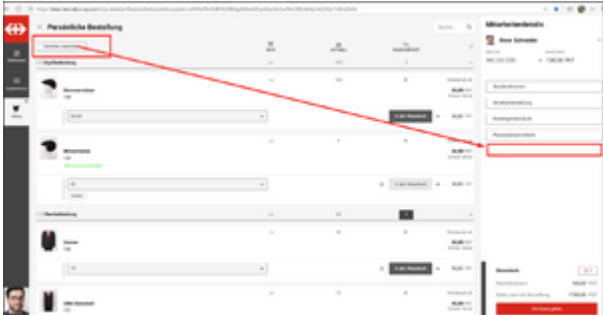
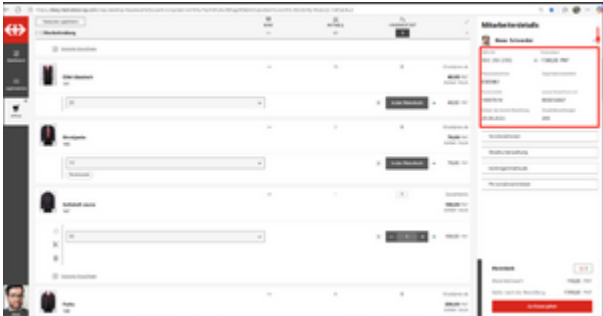
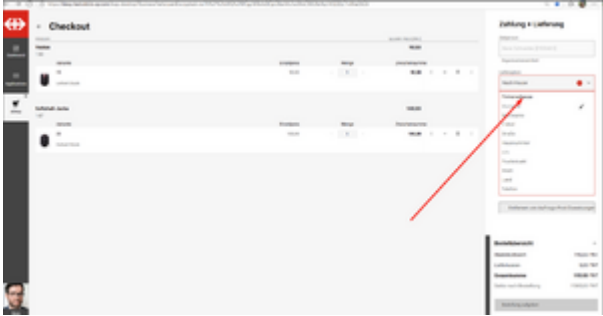
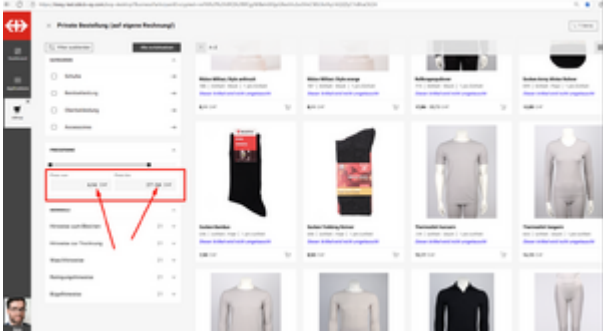
done

17 Return manager
Not possible to return over order, quantity cannot be added, reason as well, after a while message pops up that app is not respnding



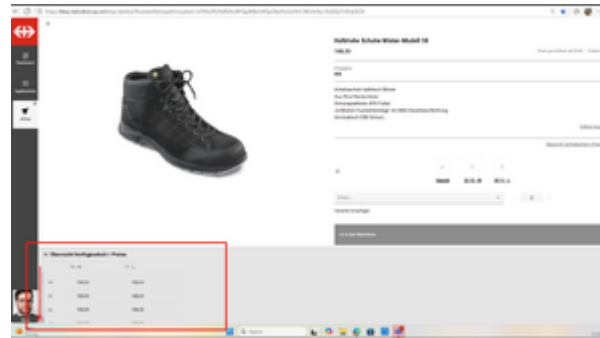
done

24.06

Frontend Components		Backend Components	
FE Zugseil shop version 4.3.12		API zugseil shop 8.2.25	
No.	Flaw	Status	Comment
1	Regular order (Kontierte Bestellung) order cannot be placed	<input type="checkbox"/>	
2	Private order cannot be placed	<input type="checkbox"/>	
3	"Save variants without ordering" replace in the sidebar below the action buttons	<input type="checkbox"/>	
4	Display modification scissors only if modification is preconfigured, if not it is confusing.	<input type="checkbox"/>	
5	In Desktop version expand users info by default, there is enough space	<input type="checkbox"/>	
6	If there is one delivery option in the checkout, don't allow user to re-select, when click on same delivery option again, address will be empty	<input type="checkbox"/>	
7	Price filter always displays decimals random when activating the filter	<input type="checkbox"/>	

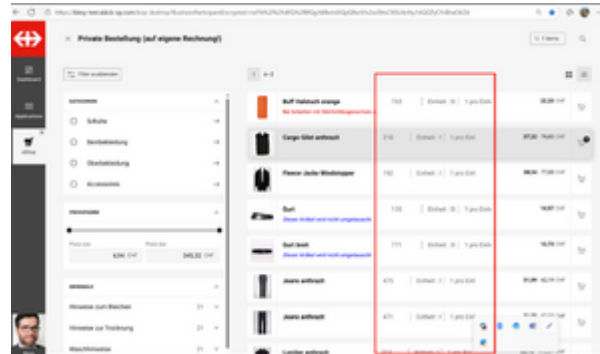
8

Overview availability and prices table is not fully visible, last two variants not possible to scroll



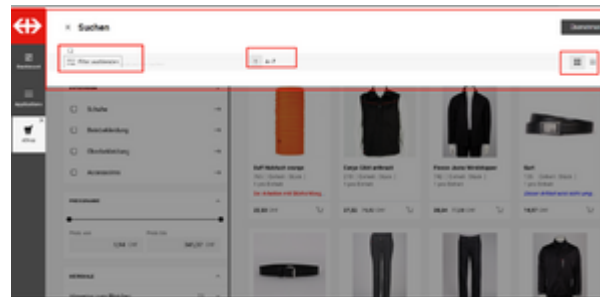
9

On small laptop (lenovo yoga and tablet), list view is not in order



10

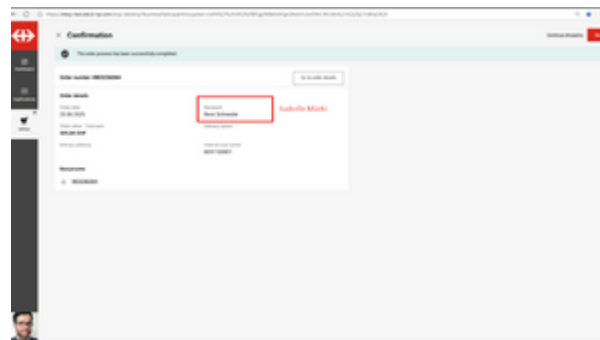
When search component opens, others like sorting, filter should not be visible



done, with static search component

11

Regular order(Kontierte Bestellung): in the checkout, target person is changed into Isabelle Märki and order is placed for her, but in the confirmation screen it is displayed name of logged in user (012) in Orders order is displayed for Rene



12

Order placed, because of delivery cost user went to minus, it should not be possible



user can be able to place on order even though there are not enough points - based on permission. please check if that is the case and elaborate. PS: as seen in picture, order goes fully on minus, not only because of delivery costs.

13.06.

Appointment booking

- Sedning Emails when book appointment

Frontend Components

FE Zugseil news overview version 1.2.8

Backend Components

api appointments 6.3.19

/zugseil/api/**pickupconfiguration** -> 6.4.14

/b-op/zugseil-publisher/api/**bop-slh-simpleappointmentmaking** -> 7.1.21

/b-op/zugseil-publisher/api/**bop-slh-eprocurement** -> 7.1.2

/b-op/zugseil-publisher/api/**bop-slh-organizationstructure** -> 7.1.5

/b-op/zugseil-publisher/api/**digitalinteraction-standardconnector** -> 7.1.2

News and information

- Image wasnt able to download

Frontend Components

FE Zugseil news overview version 1.2.13

Backend Components

zugseil-dashboard-api

Regular SHOP

- UI fixes

Frontend Components

FE Zugseil shop 4.3.4 Master -

Backend Components

Notes

Terminotyp KleSy--> öffentlich

Terminlänge --> 30min

Anzahl Personen/Termin --> 1 Person

Allgemeine Öffnungszeiten Olten --> 07:45 - 17:15 / Pausenzeit / Öffnungszeiten pro Kabine:

Kabine 1 --> 08:45 - 10:15 / 10:45 - 12:15 / 13:45 - 16:15 Kabine 2 --> 07:45 - 10:15 / 10:45 - 17:15

Standort Name: BKL Olten, Aaraustrasse 47, 4600 Olten

Termin Typ BKL --> nur BKL.

Terminlänge --> 30min (1 Person) / 60min 2 (Personen)/ 150min (5 Personen) / 360min (12 Personen)